


PRESUPUESTO

Movimientos del Presupuesto de Egresos a la Fecha : 31/12/2025 23:59:59 - TODOS los Códigos -
Presupuesto y Depósitos Provisionales - * Sin Valores en CERO

DEPENDENCIA:	9	DEPOSITOS PROVISIONALES	Fondo		Presup. Inicial	Adiciones	Reducciones	Traslado Adic.	Traslado Reduc.	Total Ppto.	Total C.D.P.s	Total Compromisos	Total Ords. Pago	Disponibilidad
			Presup.	Inicial										
9.2.03		PRO HOSPITALES 1%	99	0.00	116,747,222.00	20,442,706.00	5,302,038.95	24,730,000.00	0.00	222,145,859.56	192,222,313.00	15,870,619.00	192,222,313.00	29,923,546.56
9.2.04		PRO POLITECNICO 0.4%	99	0.00	697,433.00	697,433.00	0.00	0.00	0.00	5,000.00	0.00	0.00	5,000.00	5,000.00
9.2.05		PRO UNIVERSIDAD DE ANTIOQUIA 0.8%	99	0.00	1,394,873.00	1,394,873.00	0.00	0.00	0.00	537,838.00	0.00	537,838.00	537,838.00	159,595.00
9.2.06		TASA PRO DEPORTE Y RECREACION 2.5%	99	0.00	4,207,748.00	4,207,748.00	0.00	0.00	0.00	1,075,681.00	0.00	1,075,681.00	1,075,681.00	319,192.00
9.3		OTROS	99	0.00	2,738,605.00	2,738,605.00	0.00	0.00	0.00	3,236,336.00	0.00	3,236,336.00	3,236,336.00	971,412.00
9.3.01		INGRESOS DE TERCEROS	99	0.00	84,660.00	84,660.00	0.00	0.00	0.00	2,144,940.00	0.00	2,144,940.00	2,144,940.00	593,655.00
9.3.02		FONDO DE SEGURIDAD POR OBRA PUBLICA 5%	99	0.00	1,138,500.00	1,138,500.00	0.00	0.00	0.00	84,660.00	0.00	84,660.00	84,660.00	84,660.00
9.3.03		REDONDEO A MIL DE PAGOS DIAN	99	0.00	5,096.00	5,096.00	0.00	0.00	0.00	1,138,500.00	0.00	1,138,500.00	1,138,500.00	0.00
9.3.04		REDONDEO A MIL RETEIGA COMERCIAL Y SERV	99	0.00	4,000.00	4,000.00	0.00	0.00	0.00	199.00	0.00	199.00	199.00	4,897.00
9.3.05		RETEIGA COMERCIAL 8 X 1000	99	0.00	1,016,630.00	1,016,630.00	0.00	0.00	0.00	4,000.00	0.00	4,000.00	4,000.00	329,574.00
9.3.06		RETEIGA SERVICIOS 8 X 1000	99	0.00	489,379.00	489,379.00	0.00	0.00	0.00	687,056.00	0.00	687,056.00	687,056.00	170,194.00
9.3.07		INGRESOS DE TERCEROS-GASTOS BANCARIOS	99	0.00	340.00	340.00	0.00	0.00	0.00	319,185.00	0.00	319,185.00	319,185.00	340.00



GLORIA EMILSE SEPULVEDA OCHOA

RECTORA (E) IE



CARLOS MARIO OSPINA GIRALDO

TESORERO F.S.E.

Empresa: 811021464 - IE SANTA BARBARA. ***

Pag. 1 de 3
17-02-2026 12:02:26
User:GSEFULVE

PRESUPUESTO
Movimientos del Presupuesto de Egresos a la Fecha : 31/12/2025 23:59:59 - TODOS los Códigos -
Presupuesto y Depósitos Provisionales - * Sin Valores en CERO

DEPENDENCIA:	2	EGRESOS	Fondo	Presup. Inicial	Adiciones	Reducciones	Traslado Adic.	Traslado Reduc.	Total Pto.	Total C.D.P.s	Total Compromisos	Total Ord.s. Pago	Disponibilidad
2				116,747,222.00	110,700,676.51	5,302,038.95	24,730,000.00	24,730,000.00	222,145,859.56	192,222,313.00	192,222,313.00	192,222,313.00	29,923,546.56
2.1		Gastos		116,747,222.00	90,257,970.51	5,302,038.95	24,730,000.00	24,730,000.00	201,703,153.56	176,351,694.00	176,351,694.00	176,351,694.00	25,351,459.56
2.1.1		Financiamiento		116,747,222.00	90,257,970.51	5,302,038.95	24,730,000.00	24,730,000.00	201,703,153.56	176,351,694.00	176,351,694.00	176,351,694.00	25,351,459.56
2.1.2		Adquisición de bienes y servicios		116,657,222.00	90,257,970.51	5,302,038.95	24,730,000.00	24,730,000.00	201,613,153.56	176,324,956.00	176,324,956.00	176,324,956.00	25,289,197.56
2.1.2.01		Adquisición de activos no financieros		17,387,720.00	20,000,000.00	0.00	5,000,000.00	14,000,000.00	28,387,720.00	28,052,405.00	28,052,405.00	28,052,405.00	335,315.00
2.1.2.01.01		Activos fijos		17,387,720.00	20,000,000.00	0.00	5,000,000.00	14,000,000.00	28,387,720.00	28,052,405.00	28,052,405.00	28,052,405.00	335,315.00
2.1.2.01.01.003		Mobiliario y equipo		10,000,000.00	0.00	0.00	5,000,000.00	10,000,000.00	4,920,198.00	4,920,198.00	4,920,198.00	4,920,198.00	79,802.00
2.1.2.01.01.003.05		Equipo y aparatos de radio, televisión y comunicación		10,000,000.00	0.00	0.00	5,000,000.00	10,000,000.00	4,920,198.00	4,920,198.00	4,920,198.00	4,920,198.00	79,802.00
2.1.2.01.01.003.05.02		Aparatos transmisores de televisión y radio, televisión		10,000,000.00	0.00	0.00	5,000,000.00	10,000,000.00	4,920,198.00	4,920,198.00	4,920,198.00	4,920,198.00	79,802.00
2.1.2.01.01.003.05.02		SGP Equipo y aparatos de radio, televisión y comun	04	10,000,000.00	0.00	0.00	5,000,000.00	10,000,000.00	1,500,000.00	1,500,000.00	1,420,198.00	1,420,198.00	79,802.00
2.1.2.01.01.003.05.02		SGP Formación Integral	04	0.00	0.00	0.00	3,500,000.00	0.00	3,500,000.00	3,500,000.00	3,500,000.00	3,500,000.00	0.00
2.1.2.01.01.004		Activos fijos no clasificados como maquinaria y equi		4,000,000.00	20,000,000.00	0.00	0.00	4,000,000.00	20,000,000.00	19,891,207.00	19,891,207.00	19,891,207.00	108,793.00
2.1.2.01.01.004.01		Muebles, instrumentos musicales, artefactos de decor		4,000,000.00	20,000,000.00	0.00	0.00	4,000,000.00	20,000,000.00	19,891,207.00	19,891,207.00	19,891,207.00	108,793.00
2.1.2.01.01.004.01.01		Muebles		0.00	20,000,000.00	0.00	0.00	0.00	20,000,000.00	19,891,207.00	19,891,207.00	19,891,207.00	108,793.00
2.1.2.01.01.004.01.01		Asientos	04	0.00	20,000,000.00	0.00	0.00	0.00	20,000,000.00	19,891,207.00	19,891,207.00	19,891,207.00	108,793.00
2.1.2.01.01.004.01.01		SGP Dotación Primera Infancia	04	0.00	6,000,000.00	0.00	0.00	0.00	6,000,000.00	5,891,207.00	5,891,207.00	5,891,207.00	108,793.00
2.1.2.01.01.004.01.01		SGP Formación Integral	04	0.00	14,000,000.00	0.00	0.00	0.00	14,000,000.00	14,000,000.00	14,000,000.00	14,000,000.00	0.00
2.1.2.01.01.004.01.02		Instrumentos musicales		4,000,000.00	0.00	0.00	0.00	4,000,000.00	0.00	0.00	0.00	0.00	0.00
2.1.2.01.01.004.01.02		SGP Instrumentos musicales	04	4,000,000.00	0.00	0.00	0.00	4,000,000.00	0.00	0.00	0.00	0.00	0.00
2.1.2.01.01.005		Otros activos fijos		3,387,720.00	0.00	0.00	0.00	0.00	3,387,720.00	3,241,000.00	3,241,000.00	3,241,000.00	148,720.00
2.1.2.01.01.005.02		Productos de la propiedad intelectual		3,387,720.00	0.00	0.00	0.00	0.00	3,387,720.00	3,241,000.00	3,241,000.00	3,241,000.00	148,720.00
2.1.2.01.01.005.02.03		Programas de informática y bases de datos		3,387,720.00	0.00	0.00	0.00	0.00	3,387,720.00	3,241,000.00	3,241,000.00	3,241,000.00	148,720.00
2.1.2.01.01.005.02.03		Programas de informática		3,387,720.00	0.00	0.00	0.00	0.00	3,387,720.00	3,241,000.00	3,241,000.00	3,241,000.00	148,720.00
2.1.2.01.01.005.02.03		Paquetes de software		3,387,720.00	0.00	0.00	0.00	0.00	3,387,720.00	3,241,000.00	3,241,000.00	3,241,000.00	148,720.00
2.1.2.01.01.005.02.03		SGP Paquetes de software	04	3,387,720.00	0.00	0.00	0.00	0.00	3,387,720.00	3,241,000.00	3,241,000.00	3,241,000.00	148,720.00
2.1.2.02		Adquisiciones diferentes de activos		99,269,502.00	70,257,970.51	5,302,038.95	19,730,000.00	10,730,000.00	173,225,453.56	148,272,551.00	148,272,551.00	148,272,551.00	24,952,892.56
2.1.2.02.01		Materiales y suministros		61,139,696.00	14,866,500.00	3,266,500.00	0.00	5,230,000.00	67,509,696.00	61,893,615.00	61,893,615.00	61,893,615.00	5,616,081.00
2.1.2.02.01.003		Otros bienes transportables, (excepto productos me		61,139,696.00	14,866,500.00	3,266,500.00	0.00	5,230,000.00	67,509,696.00	61,893,615.00	61,893,615.00	61,893,615.00	5,616,081.00
2.1.2.02.01.003.01		SGP Otros bienes transportables	04	54,500,000.00	0.00	0.00	0.00	0.00	49,270,000.00	47,015,919.00	47,015,919.00	47,015,919.00	2,254,081.00
2.1.2.02.01.003.02		SGP RB Otros bienes transportables	04	3,266,500.00	0.00	3,266,500.00	0.00	0.00	3,266,500.00	3,266,500.00	3,266,500.00	3,266,500.00	0.00
2.1.2.02.01.003.03		RP Otros bienes transportables	05	3,362,000.00	0.00	0.00	0.00	0.00	3,277,696.00	3,277,696.00	3,277,696.00	3,277,696.00	0.00
2.1.2.02.01.003.04		RP-RB Otros bienes transportables	05	11,196.00	3,266,500.00	0.00	0.00	0.00	6,300,000.00	6,300,000.00	6,300,000.00	6,300,000.00	0.00
2.1.2.02.01.003.06		SGP Dotación Primera Infancia	04	0.00	6,300,000.00	0.00	0.00	0.00	5,300,000.00	5,300,000.00	5,300,000.00	5,300,000.00	0.00
2.1.2.02.01.003.07		SGP Formación Integral	04	0.00	5,300,000.00	0.00	0.00	0.00	5,300,000.00	5,300,000.00	5,300,000.00	5,300,000.00	0.00
2.1.2.02.02		Adquisición de servicios		38,129,806.00	55,391,470.51	2,035,538.95	19,730,000.00	5,500,000.00	105,715,737.56	86,378,936.00	86,378,936.00	86,378,936.00	19,336,801.56
2.1.2.02.02.005		Construcción y servicios de la construcción		3,000,000.00	16,051,030.00	0.00	5,000,000.00	0.00	24,051,030.00	22,770,000.00	22,770,000.00	22,770,000.00	1,281,030.00
2.1.2.02.02.005.01		SGP Construcción y servicios de la construcción	04	3,000,000.00	3,000,000.00	0.00	5,000,000.00	0.00	11,000,000.00	11,000,000.00	11,000,000.00	11,000,000.00	2,074.00
2.1.2.02.02.005.06		SGP Dotación Primera Infancia	04	0.00	13,048,956.00	0.00	0.00	0.00	13,048,956.00	11,770,000.00	11,770,000.00	11,770,000.00	1,278,956.00

SAINMYR
Sistemas de Administración de Información Municipal y Rentas

Empresa: 811021464 - IE SANTA BARBARA. ***

Page: 2 de 3
17-02-2026 12:02:26
User:GSEPUVLE

Movimientos del Presupuesto de Egresos a la Fecha : 31/12/2025 23:59:59 - TODOS los Códigos -
Presupuesto y Depósitos Provisionales - * Sin Valores en CERO

Fondo Presup. Inicial Adiciones


DEPENDENCIA:	2	EGRESOS	05	116,747,222.00	110,700,676.51	5,302,038.95	24,730,000.00	24,730,000.00	24,730,000.00	222,145,856.56	192,222,313.00	178,351,694.00	192,222,313.00	178,351,694.00	192,222,313.00	178,351,694.00	192,222,313.00	29,923,546.56
				90,257,970.51	5,302,038.95	24,730,000.00	24,730,000.00	24,730,000.00	201,703,153.56	176,351,694.00	178,351,694.00	176,351,694.00	176,351,694.00	176,351,694.00	176,351,694.00	176,351,694.00	176,351,694.00	25,551,459.56
				4,046,543.56	0.00	1,730,000.00	0.00	0.00	5,778,543.56	4,460,407.00	4,460,407.00	4,460,407.00	4,460,407.00	4,460,407.00	4,460,407.00	4,460,407.00	4,460,407.00	1,316,136.56
				0.00	0.00	0.00	0.00	0.00	1,730,000.00	413,863.44	413,863.44	413,863.44	413,863.44	413,863.44	413,863.44	413,863.44	413,863.44	1,316,136.56
				28,622,190.00	7,735,538.95	1,035,538.95	8,000,000.00	0.00	43,322,190.00	30,870,032.00	30,870,032.00	30,870,032.00	30,870,032.00	30,870,032.00	30,870,032.00	30,870,032.00	30,870,032.00	12,452,158.00
				21,316,084.00	0.00	0.00	8,000,000.00	0.00	29,316,084.00	20,567,408.00	20,567,408.00	20,567,408.00	20,567,408.00	20,567,408.00	20,567,408.00	20,567,408.00	20,567,408.00	8,748,676.00
				7,306,106.00	0.00	1,035,538.95	0.00	0.00	6,270,567.05	3,602,624.00	3,602,624.00	3,602,624.00	3,602,624.00	3,602,624.00	3,602,624.00	3,602,624.00	3,602,624.00	2,667,943.05
				0.00	1,035,538.95	0.00	0.00	0.00	1,035,538.95	0.00	0.00	0.00	0.00	0.00	0.00	0.00	0.00	1,035,538.95
				0.00	1,500,000.00	0.00	0.00	0.00	1,500,000.00	1,500,000.00	1,500,000.00	1,500,000.00	1,500,000.00	1,500,000.00	1,500,000.00	1,500,000.00	1,500,000.00	0.00
				5,507,616.00	27,558,358.00	1,000,000.00	5,000,000.00	5,500,000.00	32,555,974.00	28,278,497.00	28,278,497.00	28,278,497.00	28,278,497.00	28,278,497.00	28,278,497.00	28,278,497.00	28,278,497.00	4,287,477.00
				5,484,616.00	2,000,000.00	0.00	5,000,000.00	2,000,000.00	10,484,616.00	7,220,139.00	7,220,139.00	7,220,139.00	7,220,139.00	7,220,139.00	7,220,139.00	7,220,139.00	7,220,139.00	3,264,477.00
				1,000,000.00	0.00	1,000,000.00	0.00	0.00	0.00	0.00	0.00	0.00	0.00	0.00	0.00	0.00	0.00	0.00
				0.00	1,000,000.00	0.00	0.00	0.00	1,000,000.00	0.00	0.00	0.00	0.00	0.00	0.00	0.00	0.00	1,000,000.00
				23,000.00	0.00	0.00	0.00	0.00	23,000.00	0.00	0.00	0.00	0.00	0.00	0.00	0.00	0.00	23,000.00
				0.00	2,673,204.00	0.00	0.00	0.00	2,673,204.00	2,673,204.00	2,673,204.00	2,673,204.00	2,673,204.00	2,673,204.00	2,673,204.00	2,673,204.00	2,673,204.00	0.00
				0.00	2,673,204.00	0.00	0.00	0.00	2,673,204.00	2,673,204.00	2,673,204.00	2,673,204.00	2,673,204.00	2,673,204.00	2,673,204.00	2,673,204.00	2,673,204.00	0.00
				0.00	11,712,255.00	0.00	0.00	3,500,000.00	8,212,255.00	8,212,255.00	8,212,255.00	8,212,255.00	8,212,255.00	8,212,255.00	8,212,255.00	8,212,255.00	8,212,255.00	0.00
				0.00	2,673,204.00	0.00	0.00	0.00	2,673,204.00	2,673,204.00	2,673,204.00	2,673,204.00	2,673,204.00	2,673,204.00	2,673,204.00	2,673,204.00	2,673,204.00	0.00
				0.00	4,826,491.00	0.00	0.00	0.00	4,826,491.00	4,826,491.00	4,826,491.00	4,826,491.00	4,826,491.00	4,826,491.00	4,826,491.00	4,826,491.00	4,826,491.00	0.00
				90,000.00	0.00	0.00	0.00	0.00	90,000.00	26,738.00	26,738.00	26,738.00	26,738.00	26,738.00	26,738.00	26,738.00	26,738.00	63,262.00
				90,000.00	0.00	0.00	0.00	0.00	90,000.00	26,738.00	26,738.00	26,738.00	26,738.00	26,738.00	26,738.00	26,738.00	26,738.00	63,262.00
				80,000.00	0.00	0.00	0.00	0.00	80,000.00	26,738.00	26,738.00	26,738.00	26,738.00	26,738.00	26,738.00	26,738.00	26,738.00	63,262.00
				20,442,706.00	20,442,706.00	0.00	0.00	0.00	20,442,706.00	15,870,619.00	15,870,619.00	15,870,619.00	15,870,619.00	15,870,619.00	15,870,619.00	15,870,619.00	15,870,619.00	4,572,087.00
				0.00	20,442,706.00	0.00	0.00	0.00	20,442,706.00	15,870,619.00	15,870,619.00	15,870,619.00	15,870,619.00	15,870,619.00	15,870,619.00	15,870,619.00	15,870,619.00	4,572,087.00
				0.00	7,013,420.00	0.00	0.00	0.00	7,013,420.00	5,137,801.00	5,137,801.00	5,137,801.00	5,137,801.00	5,137,801.00	5,137,801.00	5,137,801.00	5,137,801.00	1,875,619.00
				0.00	2,658,512.00	0.00	0.00	0.00	2,658,512.00	2,206,938.00	2,206,938.00	2,206,938.00	2,206,938.00	2,206,938.00	2,206,938.00	2,206,938.00	2,206,938.00	451,574.00
				0.00	455,400.00	0.00	0.00	0.00	455,400.00	0.00	0.00	0.00	0.00	0.00	0.00	0.00	0.00	0.00
				0.00	150,000.00	0.00	0.00	0.00	150,000.00	1,910,819.00	1,910,819.00	1,910,819.00	1,910,819.00	1,910,819.00	1,910,819.00	1,910,819.00	1,910,819.00	150,000.00
				0.00	2,114,891.00	0.00	0.00	0.00	2,114,891.00	26,786.00	26,786.00	26,786.00	26,786.00	26,786.00	26,786.00	26,786.00	26,786.00	204,072.00
				0.00	350,534.00	0.00	0.00	0.00	350,534.00	113,435.00	113,435.00	113,435.00	113,435.00	113,435.00	113,435.00	113,435.00	113,435.00	323,748.00
				0.00	113,435.00	0.00	0.00	0.00	113,435.00	424,423.00	424,423.00	424,423.00	424,423.00	424,423.00	424,423.00	424,423.00	424,423.00	564,225.00
				0.00	988,648.00	0.00	0.00	0.00	988,648.00	0.00	0.00	0.00	0.00	0.00	0.00	0.00	0.00	182,000.00
				0.00	182,000.00	0.00	0.00	0.00	182,000.00	0.00	0.00	0.00	0.00	0.00	0.00	0.00	0.00	182,000.00
				0.00	10,690,681.00	0.00	0.00	0.00	10,690,681.00	8,587,878.00	8,587,878.00	8,587,878.00	8,587,878.00	8,587,878.00	8,587,878.00	8,587,878.00	8,587,878.00	2,102,803.00
				0.00	2,723,528.00	0.00	0.00	0.00	2,723,528.00	2,443,489.00	2,443,489.00	2,443,489.00	2,443,489.00	2,443,489.00	2,443,489.00	2,443,489.00	2,443,489.00	280,039.00
				0.00	1,662,099.00	0.00	0.00	0.00	1,662,099.00	1,294,534.00	1,294,534.00	1,294,534.00	1,294,534.00	1,294,534.00	1,294,534.00	1,294,534.00	1,294,534.00	367,565.00


SALIMYR
Sistemas de Administración de Información Municipal y Rentas

Movimientos del Presupuesto de Ingresos a la Fecha : 17/02/2026 23:59:59
Sólo Códigos que afectan el Presupuesto * Sin Valores en CERO

PRESUPUESTO

	Fondo	Presup. Inicial	Adiciones	Reducciones	Total Pto.	Ingreso Meses Ant.	Ingresos Mes	Total Ingresos	Ingr. x Recaudar	Prc. Efc.
1		116,747,222.00	0.00	0.00	116,747,222.00	0.00	0.00	19,131,065.56	97,616,156.44	16.39%
1.1	Ingresos Corrientes	116,747,222.00	0.00	0.00	116,747,222.00	0.00	0.00	19,131,065.56	97,616,156.44	16.387%
1.1.02	Ingresos no tributarios	101,362,000.00	0.00	0.00	101,362,000.00	0.00	0.00	0.00	101,362,000.00	0.0000%
1.1.02.05	Venta de bienes y servicios	101,362,000.00	0.00	0.00	101,362,000.00	0.00	0.00	0.00	101,362,000.00	0.0000%
1.1.02.05.002	Ventas incidentales de establecimientos no de mercado	3,362,000.00	0.00	0.00	3,362,000.00	0.00	0.00	0.00	3,362,000.00	0.0000%
1.1.02.05.002.09	Servicios para la comunidad, sociales y personales	3,362,000.00	0.00	0.00	3,362,000.00	0.00	0.00	0.00	3,362,000.00	0.0000%
1.1.02.05.002.09.01	Certificados	3,362,000.00	0.00	0.00	3,362,000.00	0.00	0.00	0.00	3,362,000.00	0.0000%
1.1.02.05.002.09.02	Ingreso por utilización de bienes	500,000.00	0.00	0.00	500,000.00	0.00	0.00	0.00	500,000.00	0.0000%
1.1.02.05.002.09.02.02	Ingreso por utilización de bienes	2,862,000.00	0.00	0.00	2,862,000.00	0.00	0.00	0.00	2,862,000.00	0.0000%
1.1.02.06	Transferencias corrientes	98,000,000.00	0.00	0.00	98,000,000.00	0.00	0.00	0.00	98,000,000.00	0.0000%
1.1.02.06.001	Sistema General de Participaciones	98,000,000.00	0.00	0.00	98,000,000.00	0.00	0.00	0.00	98,000,000.00	0.0000%
1.1.02.06.001.01	Participación para educación	98,000,000.00	0.00	0.00	98,000,000.00	0.00	0.00	0.00	98,000,000.00	0.0000%
1.1.02.06.001.01.03	Calidad	98,000,000.00	0.00	0.00	98,000,000.00	0.00	0.00	0.00	98,000,000.00	0.0000%
1.1.02.06.001.01.03.01	Calidad por gratuidad	98,000,000.00	0.00	0.00	98,000,000.00	0.00	0.00	0.00	98,000,000.00	0.0000%
1.2	Recursos de capital	15,385,222.00	0.00	0.00	15,385,222.00	0.00	0.00	19,131,065.56	13,745,843.56	124.347%
1.2.05	Rendimientos financieros	300,700.00	0.00	0.00	300,700.00	0.00	0.00	0.00	300,700.00	0.0000%
1.2.05.04	Cuenta única nacional	300,700.00	0.00	0.00	300,700.00	0.00	0.00	0.00	300,700.00	0.0000%
1.2.05.04.01	Intereses cuenta maestra gratuidad educativa	300,000.00	0.00	0.00	300,000.00	0.00	0.00	0.00	300,000.00	0.0000%
1.2.05.04.02	Intereses cuenta pagadora gratuidad educativa	700.00	0.00	0.00	700.00	0.00	0.00	0.00	700.00	0.0000%
1.2.10	Recursos del balance	15,084,522.00	0.00	0.00	15,084,522.00	0.00	0.00	19,131,065.56	14,046,543.56	126.826%
1.2.10.02	Superavit fiscal	15,084,522.00	0.00	0.00	15,084,522.00	0.00	0.00	0.00	15,084,522.00	0.0000%
1.2.10.02.01	Superavit fiscal SGP	14,960,326.00	0.00	0.00	14,960,326.00	0.00	0.00	9,656,287.05	5,302,038.95	64.559%
1.2.10.02.02	Superavit fiscal RP	124,196.00	0.00	0.00	124,196.00	0.00	0.00	9,472,778.51	8,744,504.61	627.281%


GLORIA EMILSE SEPULVEDA OCHOA
RECTORA (F) IE


CARLOS MARIO OSPINA GIRALDO
TESORERO F.S.E.